

REPAIR

The end user must not repair or modify any component associated with this device without written permission from TMAC.

If repair is required, contact TMAC.

TMAC

45 Enterprise St Cleveland

QLD 4163 Australia

Tel: (+61) 07 3826 6000

<http://www.tmacgroup.com.au/>

DEFECTS / WARRANTY

DEFECTS

Goods are warranted to be free from defects. Provided they have been used strictly as recommended and subjected only to fair wear and tear, Goods (including parts within) which are found to be defective within 90 days after delivery to the Buyer will be repaired or replaced at the option of the Seller and at its expense. Repair or replacement by the Seller is the exclusive remedies of the Buyer.

WARRANTY

To the maximum extent permitted by law, the Seller makes no warranties, either express or implied, as to merchantability, fitness for purpose or otherwise with respect to the Goods other than in paragraph above and as required by statute. The Seller is not liable for any prospective profits or special, indirect or consequential damages or any general loss or damage, or for any expense resulting from use by the Buyer or others of defective Goods. The Seller's liability is limited to no more than the sale price of the Goods plus replacement delivery charges. Prior authority for the return of goods is required by the seller.

Please contact the seller by email sales@tmacgroup.com.au, phone 07 3826 6000 or fax 07 3826 6066 for claims related to defective / warranty of goods provided.

FOR THE FULL TERMS AND CONDITIONS PLEASE REFER TO TMAC "STANDARD TERMS OF TRADE"



Constant Pressure Nut (CP-NUT)

ELECTRICAL • INDUSTRIAL | TOOLS • TECHNOLOGIES
TMACTM
THEW & McCANN GROUP

ACTIVE INNOVATION



BEFORE YOU START

GENERAL PRECAUTIONS



Read and understand this guide before operating this equipment.

The TMAC Constant Pressure Nut (CP-NUT) is to be only used by qualified personnel and must be used in conjunction with the user's own working and safety procedures, without compromising the integrity of the TMAC product supplied.

Follow all safety instructions contained within this guide.

QUALIFIED PERSON

A qualified person is one who is familiar with the installation, construction, operation or maintenance of the equipment and the hazards involved. In addition this person is competent, trained and authorized to undertake the work involved in accordance with established safety and working procedures.


SAFETY SYMBOLS USED IN THE GUIDE



Mandatory Action - This symbol indicates the action must be taken to avoid a hazard. Any information that follows this symbol must be obeyed to avoid possible harm.

GENERAL INFORMATION

The TMAC CP-Nut is designed and tested for use on Portable Earthing Devices. It is means of quick application of connecting cable lugs to flat bus and will maintain adequate contact pressure within a 180° revolution.



SPECIFICATION

Fault Rating: 33kA/0.5 Sec	Peak Factor: 2.5	Material: Stainless Steel
Across Flats: 34.93mm / 1-3/8"	M12 thread	

BEFORE USE

- Ensure the keeper extends past the body at least 1.5mm;
- Check that the thread is clean and that there is no visible damage;
- Ensure the two locating pins are in place;
- If necessary apply anti-seize grease to the thread to prevent galling.



Mandatory Action - Do not use the Constant Pressure-Nut if any component defective or damaged.

OPERATION

1. Clean lug contact surfaces and lug face with a wire brush before application;
2. Tighten the CP-Nut until the keeper face is inline with the body (Figure 2).




Figure 1

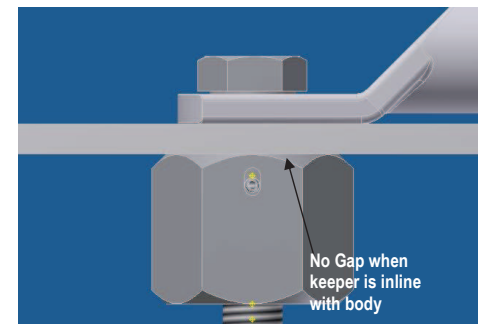


Figure 2